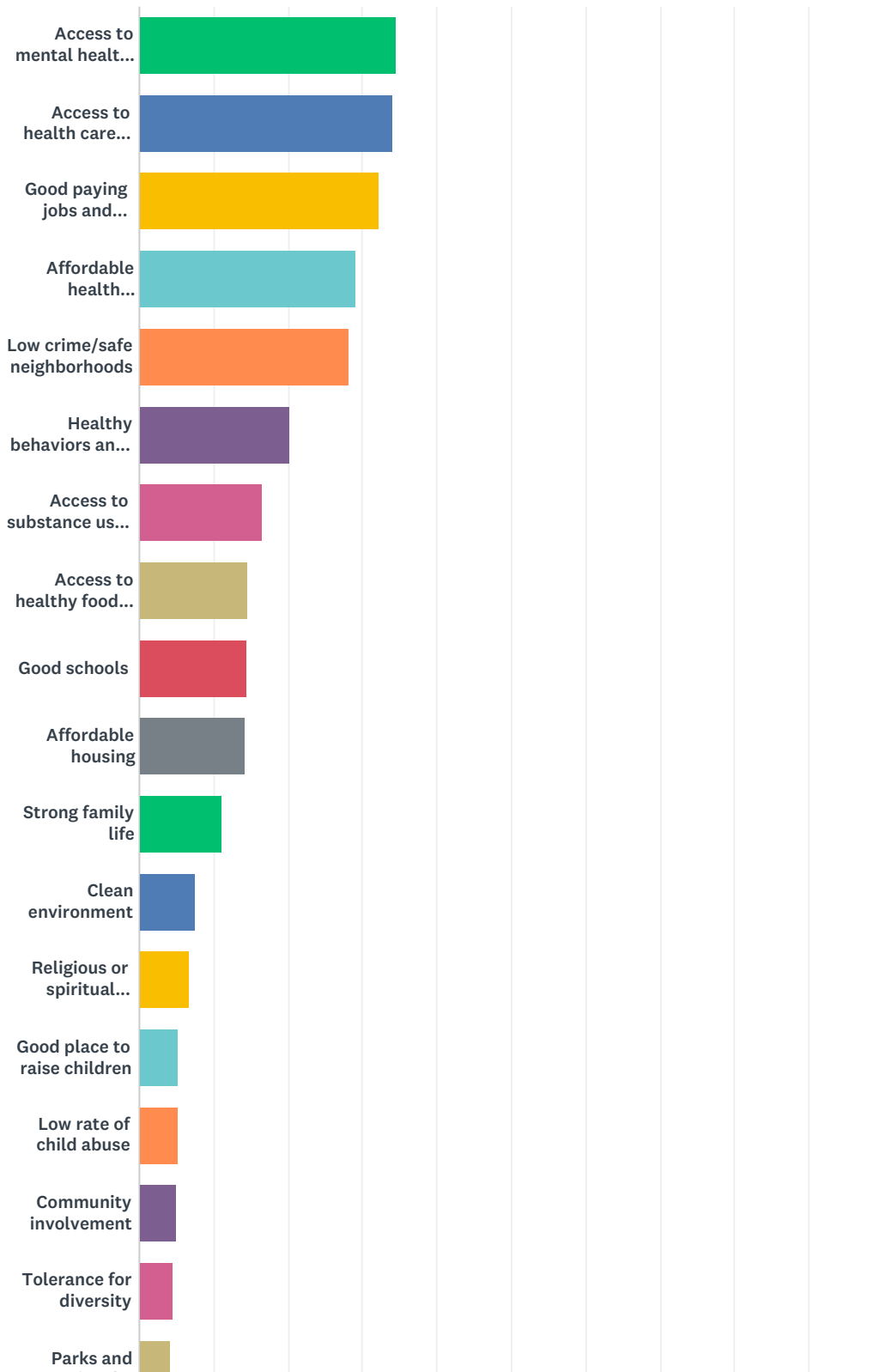
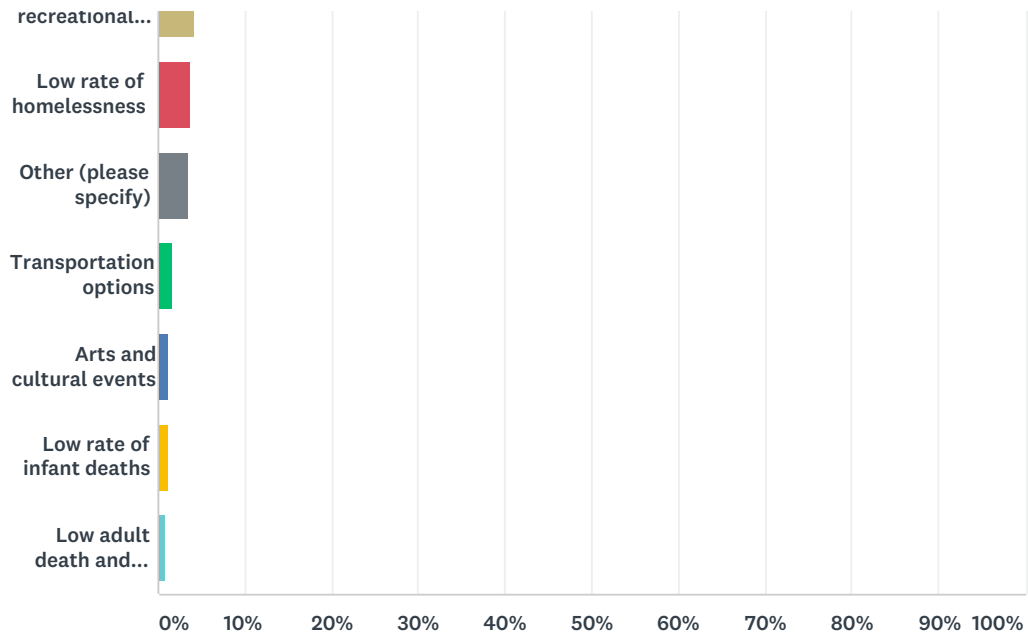


# Q1 In the following list, what do you think are the three (3) most important factors for a healthy community? (Those factors which would most improve the quality of life in our community.)

Answered: 460 Skipped: 0



## 2017-2018 Community Health Survey for St. Joseph



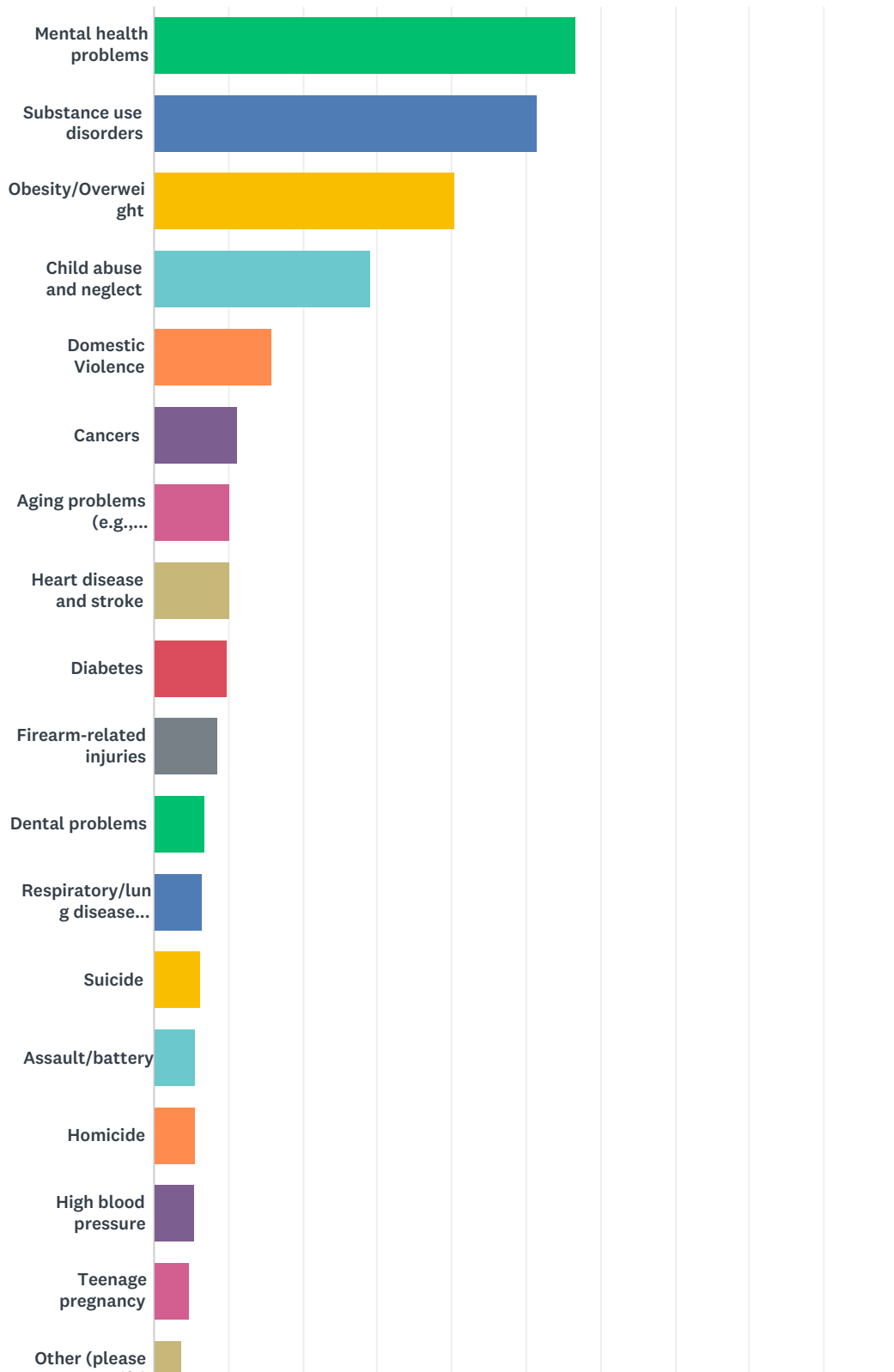
ANSWER CHOICES	RESPONSES	
Access to mental health care	34.57%	159
Access to health care (e.g., family doctor)	34.13%	157
Good paying jobs and healthy economy	32.17%	148
Affordable health insurance/health care	29.13%	134
Low crime/safe neighborhoods	28.26%	130
Healthy behaviors and lifestyles	20.22%	93
Access to substance use treatment	16.52%	76
Access to healthy food choices	14.57%	67
Good schools	14.35%	66
Affordable housing	14.13%	65
Strong family life	11.09%	51
Clean environment	7.61%	35
Religious or spiritual values	6.74%	31
Good place to raise children	5.22%	24
Low rate of child abuse	5.22%	24
Community involvement	5.00%	23
Tolerance for diversity	4.57%	21
Parks and recreational facilities	4.13%	19
Low rate of homelessness	3.70%	17
Other (please specify)	3.48%	16
Transportation options	1.74%	8

## 2017-2018 Community Health Survey for St. Joseph

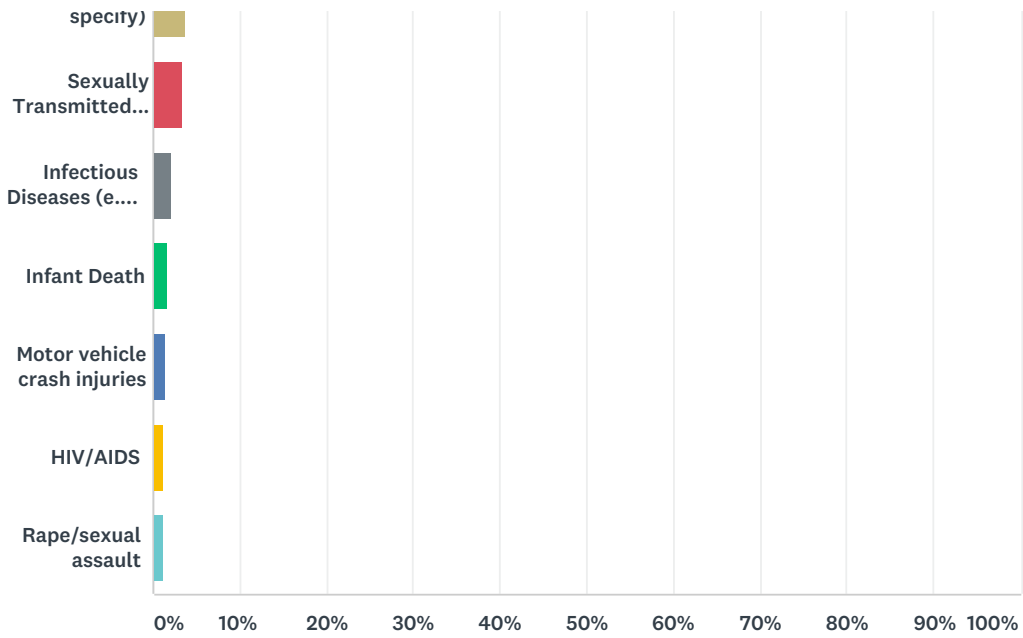
Arts and cultural events	1.30%	6
Low rate of infant deaths	1.30%	6
Low adult death and disease rates	0.87%	4
Total Respondents: 460		

## Q2 In the following list, what do you think are the three (3) most significant health problems in our community? (Those problems which have the greatest impact on overall community health.)

Answered: 460 Skipped: 0



## 2017-2018 Community Health Survey for St. Joseph



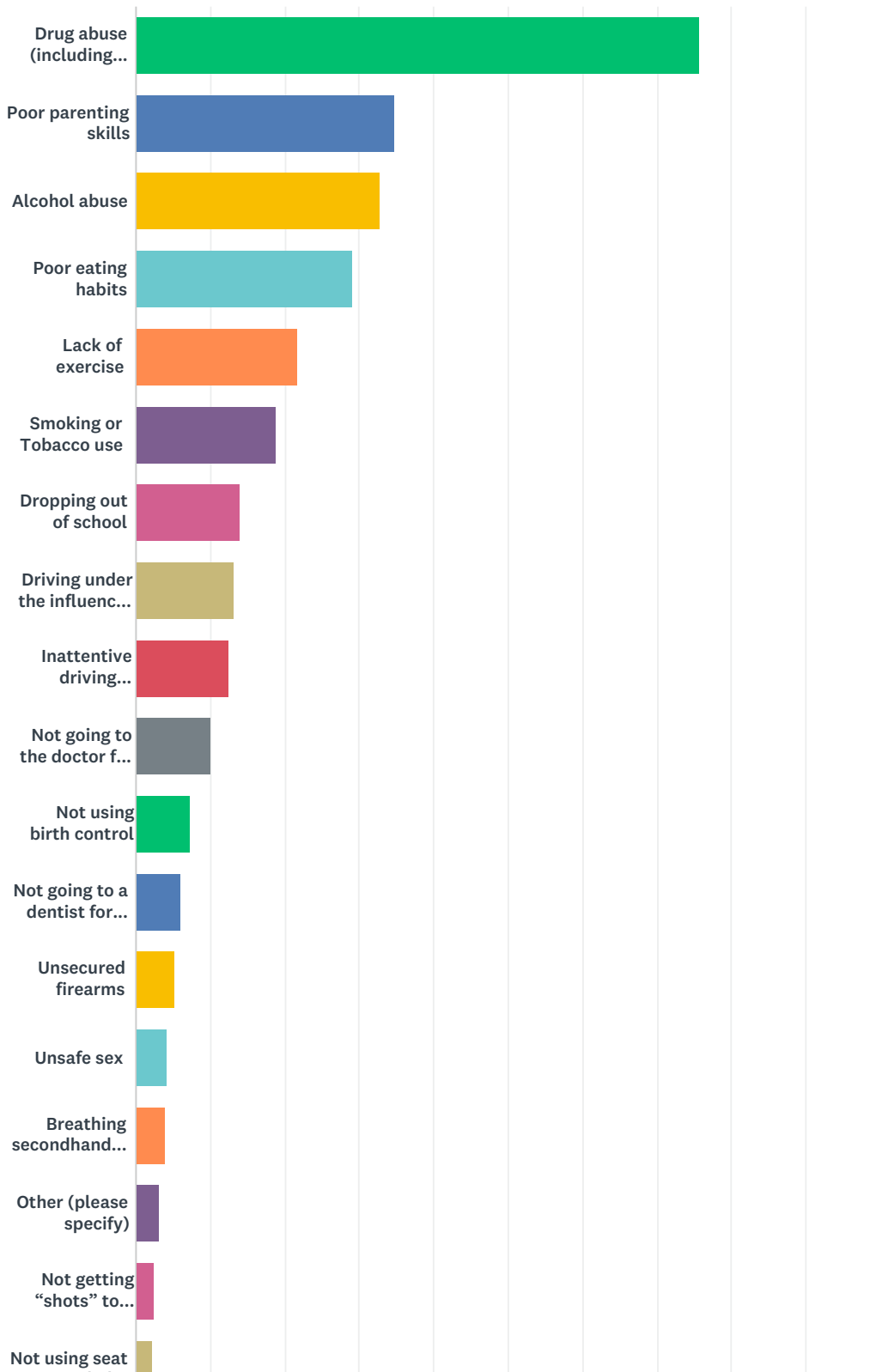
ANSWER CHOICES	RESPONSES	
Mental health problems	56.74%	261
Substance use disorders	51.52%	237
Obesity/Overweight	40.43%	186
Child abuse and neglect	29.13%	134
Domestic Violence	15.87%	73
Cancers	11.30%	52
Aging problems (e.g., arthritis, hearing/vision loss, etc.)	10.22%	47
Heart disease and stroke	10.22%	47
Diabetes	9.78%	45
Firearm-related injuries	8.48%	39
Dental problems	6.96%	32
Respiratory/lung disease (COPD, Emphesyma, etc.)	6.52%	30
Suicide	6.30%	29
Assault/battery	5.65%	26
Homicide	5.65%	26
High blood pressure	5.43%	25
Teenage pregnancy	4.78%	22
Other (please specify)	3.70%	17
Sexually Transmitted Infections (STIs)	3.26%	15
Infectious Diseases (e.g., hepatitis, TB, etc.)	2.17%	10
Infant Death	1.74%	8

2017-2018 Community Health Survey for St. Joseph

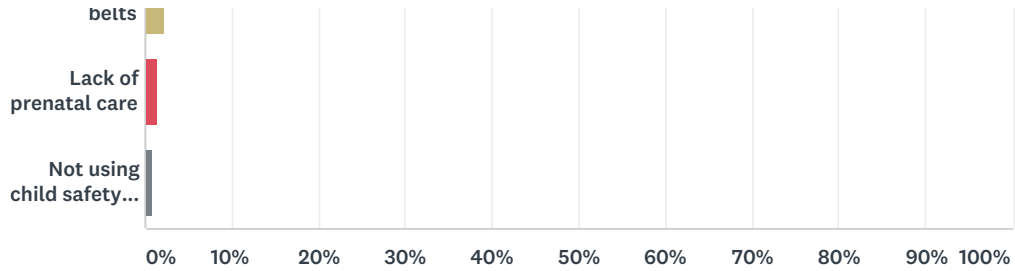
Motor vehicle crash injuries	1.52%	7
HIV/AIDS	1.30%	6
Rape/sexual assault	1.30%	6
Total Respondents: 460		

### Q3 In the following list, what do you think are the top three (3) unhealthy behaviors in our community? (Those behaviors which have the greatest overall effect on health and safety in the community.)

Answered: 460 Skipped: 0



## 2017-2018 Community Health Survey for St. Joseph

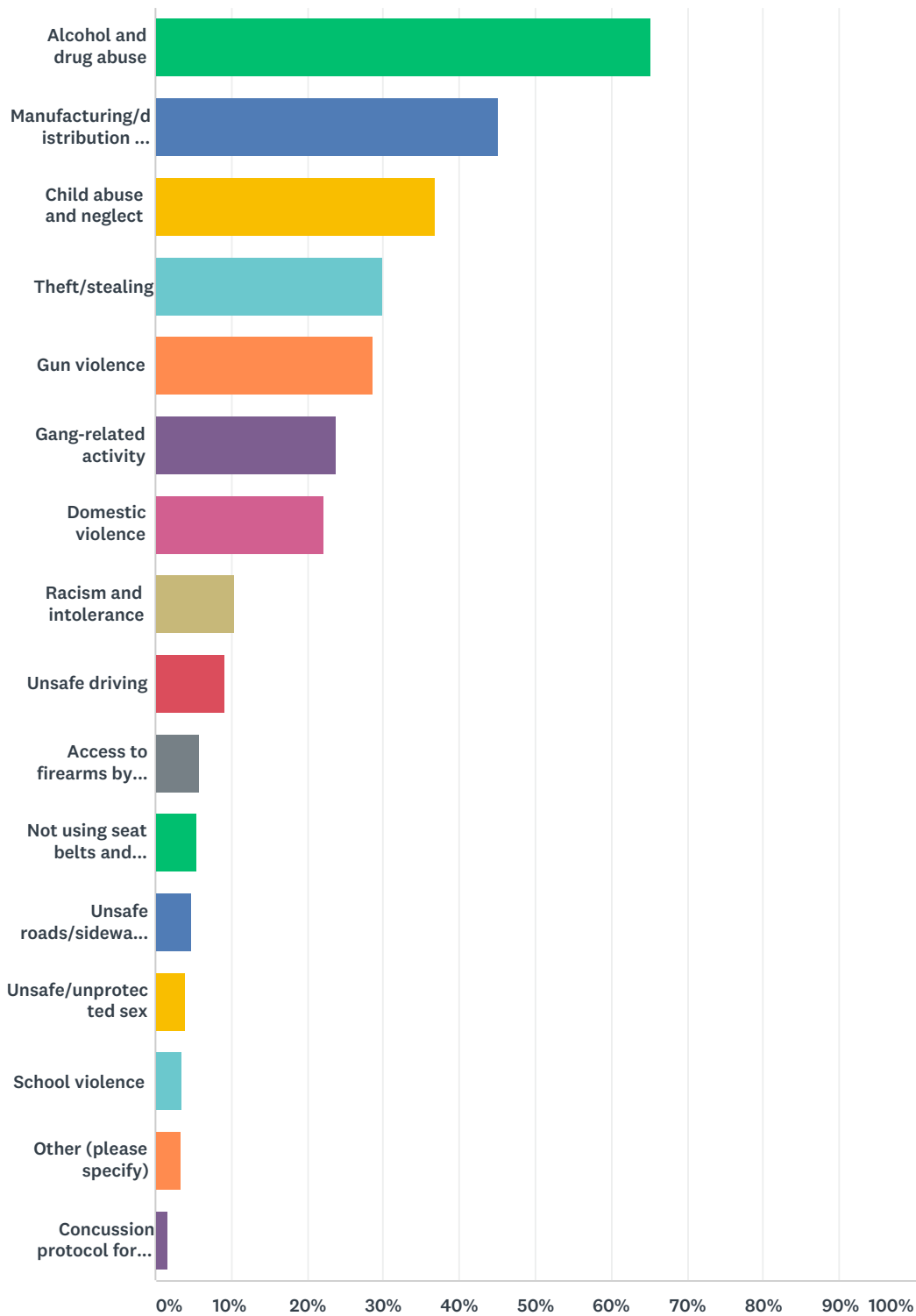


ANSWER CHOICES	RESPONSES	
Drug abuse (including prescription drug abuse)	75.65%	348
Poor parenting skills	34.78%	160
Alcohol abuse	32.83%	151
Poor eating habits	29.13%	134
Lack of exercise	21.74%	100
Smoking or Tobacco use	18.91%	87
Dropping out of school	13.91%	64
Driving under the influence (drugs or alcohol)	13.26%	61
Inattentive driving (texting, eating, etc.)	12.61%	58
Not going to the doctor for yearly check-ups and screenings	10.00%	46
Not using birth control	7.39%	34
Not going to a dentist for check-ups	6.09%	28
Unsecured firearms	5.22%	24
Unsafe sex	4.13%	19
Breathing secondhand smoke	3.91%	18
Other (please specify)	3.04%	14
Not getting "shots" to prevent disease	2.61%	12
Not using seat belts	2.39%	11
Lack of prenatal care	1.52%	7
Not using child safety seats	0.87%	4
Total Respondents: 460		



### Q4 In the following list, what do you think are the three (3) biggest safety issues for people in our community?

Answered: 460 Skipped: 0



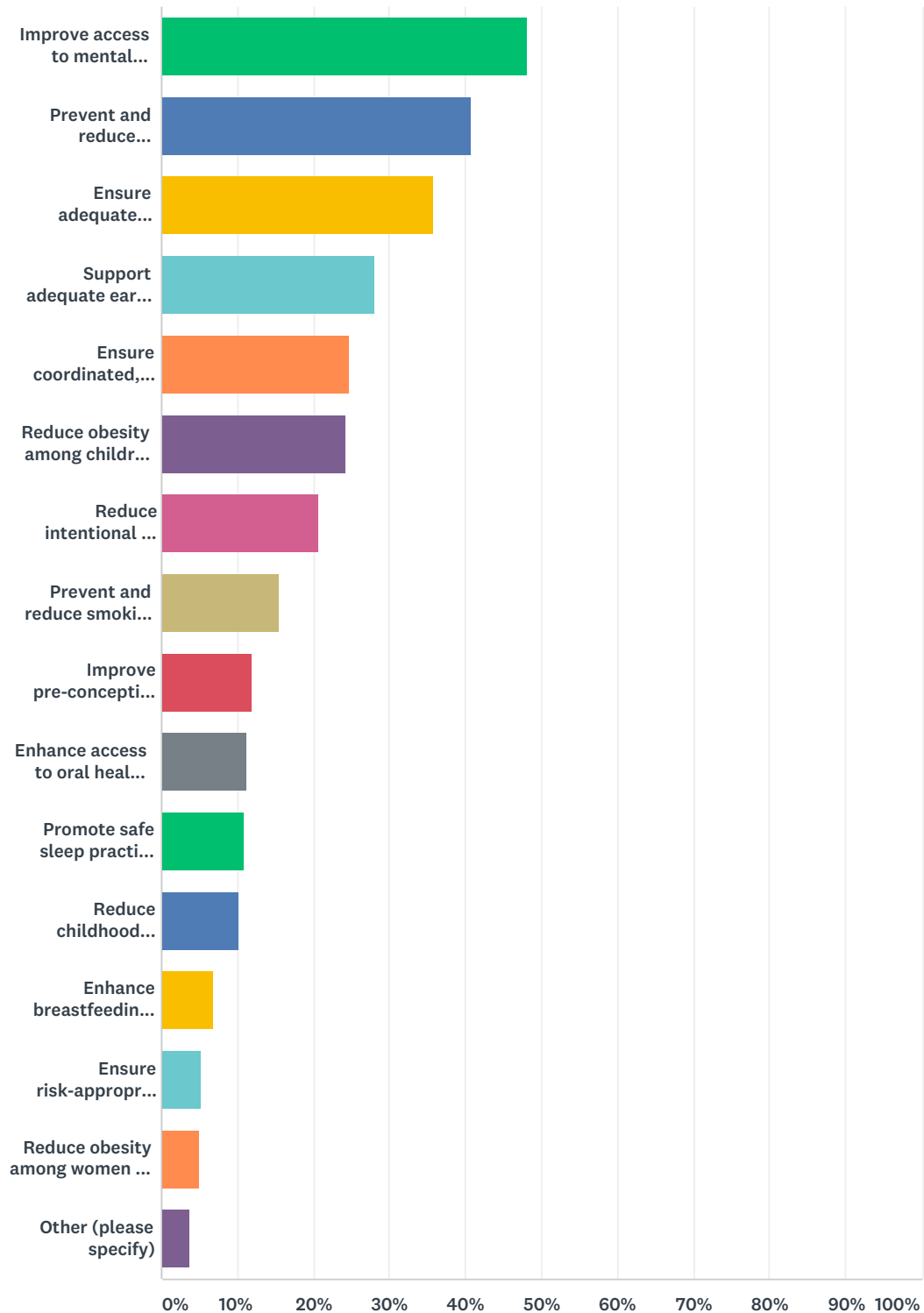
ANSWER CHOICES	RESPONSES
----------------	-----------

## 2017-2018 Community Health Survey for St. Joseph

Alcohol and drug abuse	65.22%	300
Manufacturing/distribution of illegal drugs	45.22%	208
Child abuse and neglect	36.74%	169
Theft/stealing	30.00%	138
Gun violence	28.70%	132
Gang-related activity	23.91%	110
Domestic violence	22.17%	102
Racism and intolerance	10.43%	48
Unsafe driving	9.13%	42
Access to firearms by children	5.87%	27
Not using seat belts and safety seats, helmets	5.43%	25
Unsafe roads/sidewalk conditions	4.78%	22
Unsafe/unprotected sex	3.91%	18
School violence	3.48%	16
Other (please specify)	3.26%	15
Concussion protocol for youth in sports	1.74%	8
Total Respondents: 460		

### Q5 In the following list, what do you think are the top three (3) priority health issues for infants, children, adolescents, and women of child-bearing age?

Answered: 460 Skipped: 0

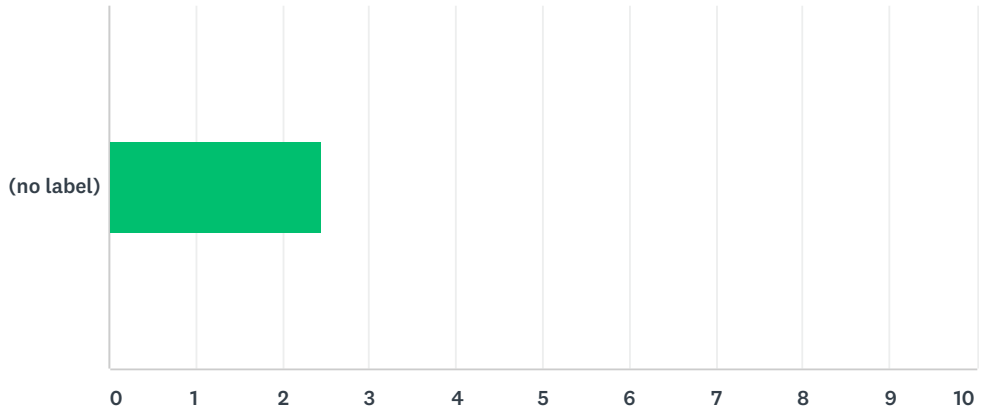


## 2017-2018 Community Health Survey for St. Joseph

ANSWER CHOICES	RESPONSES	
Improve access to mental health care services for children, adolescents and women of childbearing age	48.04%	221
Prevent and reduce substance use among pregnant women and women of childbearing age	40.87%	188
Ensure adequate insurance coverage for women of childbearing age, infants, children, and adolescents	35.87%	165
Support adequate early childhood development and education	28.04%	129
Ensure coordinated, comprehensive, and ongoing health care services for children with and without special health care needs (medical home)	24.78%	114
Reduce obesity among children and adolescents	24.35%	112
Reduce intentional and unintentional injuries among children and adolescents (motor vehicle safety, suicide, substance use)	20.65%	95
Prevent and reduce smoking among pregnant women and women of childbearing age	15.43%	71
Improve pre-conception, prenatal, and postpartum health care services for women of childbearing age	11.96%	55
Enhance access to oral health care services for children, adolescents and women of childbearing age	11.30%	52
Promote safe sleep practices among newborns to reduce sleep-related infant deaths	10.87%	50
Reduce childhood exposure to secondhand smoke	10.22%	47
Enhance breastfeeding initiation and duration rates among mothers	6.96%	32
Ensure risk-appropriate care for high risk infants to reduce deaths	5.22%	24
Reduce obesity among women of childbearing age	5.00%	23
Other (please specify)	3.70%	17
Total Respondents: 460		

**Q6 Are you satisfied with the quality of life in St. Joseph? (Think about your sense of safety, well being, participation in community life and associations, etc.)**

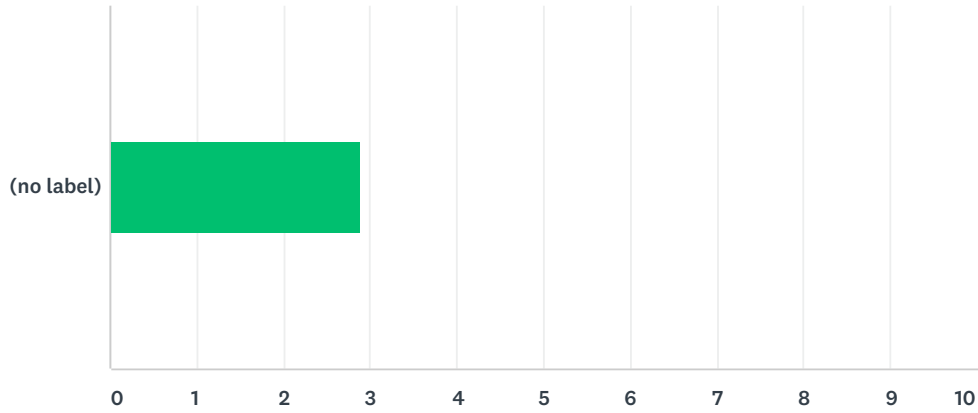
Answered: 456 Skipped: 4



	VERY DISSATISFIED	DISSATISFIED	SATISFIED	VERY SATISFIED	TOTAL	WEIGHTED AVERAGE
(no label)	9.65% 44	41.89% 191	43.64% 199	4.82% 22	456	2.44

**Q7 Is St. Joseph a good place to raise children? (Think about the availability and quality of schools, child care, sports and arts programs, after school programs, places to play, etc.)**

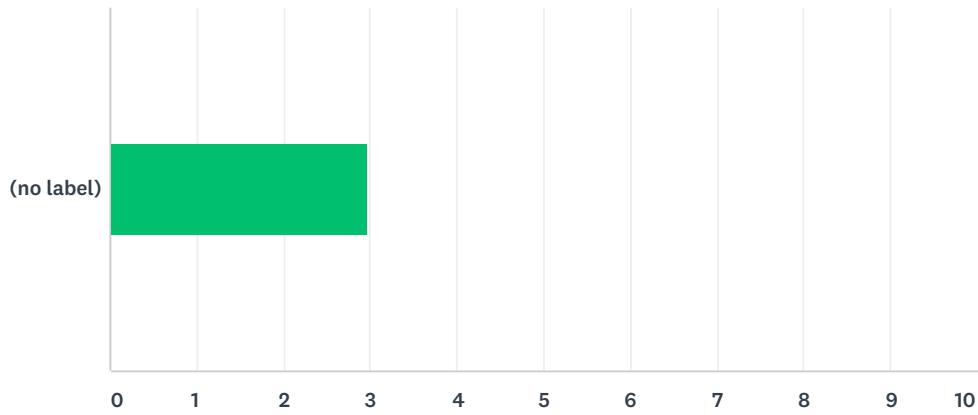
Answered: 456 Skipped: 4



	STRONGLY DISAGREE	DISAGREE	NEUTRAL	AGREE	STRONGLY AGREE	TOTAL	WEIGHTED AVERAGE
(no label)	8.77% 40	28.51% 130	32.24% 147	26.75% 122	3.73% 17	456	2.88

**Q8 Is St. Joseph a good place to grow old? (Think about elder-friendly housing, access/ways to get medical services, elder day care, social support for the elderly living alone, meals on wheels, etc.)**

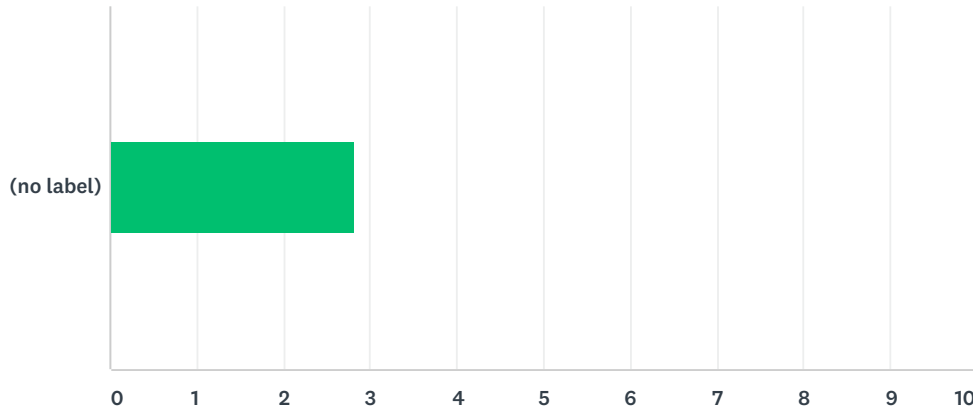
Answered: 456 Skipped: 4



	<b>STRONGLY DISAGREE</b>	<b>DISAGREE</b>	<b>NEUTRAL</b>	<b>AGREE</b>	<b>STRONGLY AGREE</b>	<b>TOTAL</b>	<b>WEIGHTED AVERAGE</b>
(no label)	5.92% 27	27.63% 126	32.46% 148	31.58% 144	2.41% 11	456	2.97

**Q9 Is St. Joseph a safe place to live? (Think about safety at home, in the workplace, in schools, at playgrounds, parks, shopping centers, etc. Do neighbors know and trust one another? Do they look out for one another?)**

Answered: 456 Skipped: 4

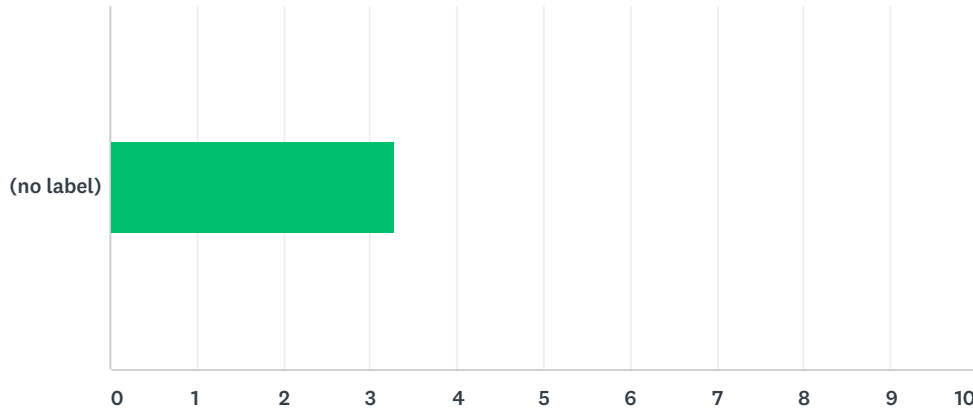


	STRONGLY DISAGREE	DISAGREE	NEUTRAL	AGREE	STRONGLY AGREE	TOTAL	WEIGHTED AVERAGE
(no label)	9.21% 42	34.21% 156	24.56% 112	28.95% 132	3.07% 14	456	2.82



**Q10 Do you think individuals and families can find community support during times of stress and need? (Examples include neighbors, support groups, faith community outreach, emergency services, agencies, organizations, etc.)**

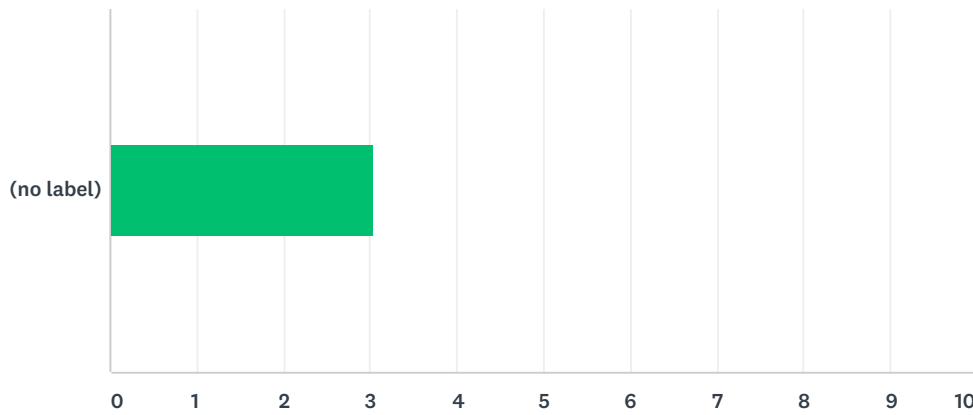
Answered: 456 Skipped: 4



	<b>STRONGLY DISAGREE</b>	<b>DISAGREE</b>	<b>NEUTRAL</b>	<b>AGREE</b>	<b>STRONGLY AGREE</b>	<b>TOTAL</b>	<b>WEIGHTED AVERAGE</b>
(no label)	4.39% 20	18.64% 85	26.97% 123	43.86% 200	6.14% 28	456	3.29

### Q11 Do you think residents of St. Joseph feel they have the ability to make the community a better place to live?

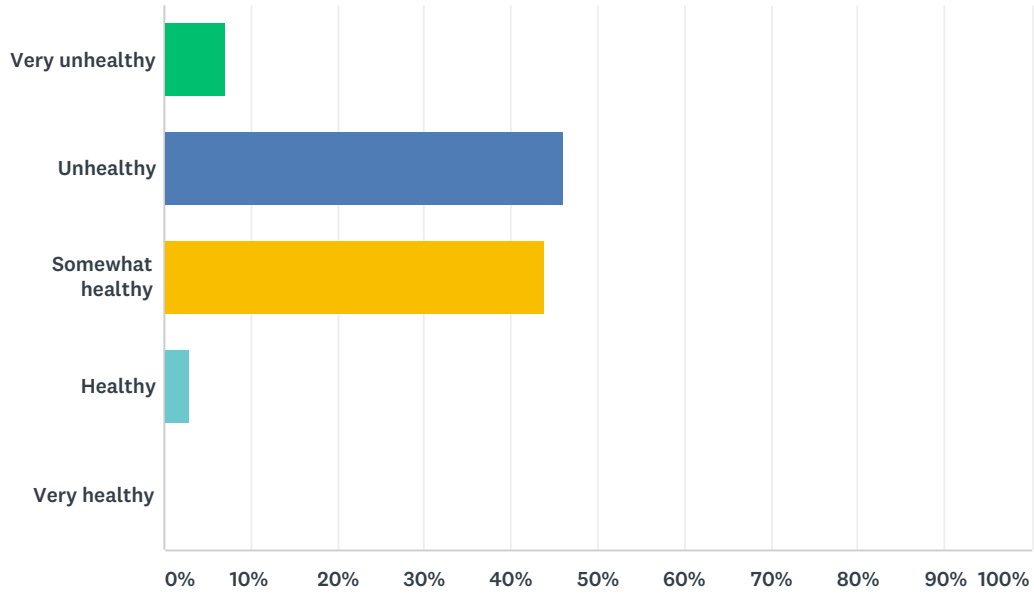
Answered: 456 Skipped: 4



	STRONGLY DISAGREE	DISAGREE	NEUTRAL	AGREE	STRONGLY AGREE	TOTAL	WEIGHTED AVERAGE
(no label)	5.92% 27	30.92% 141	23.90% 109	32.24% 147	7.02% 32	456	3.04

## Q12 How would you rate the overall health of our community?

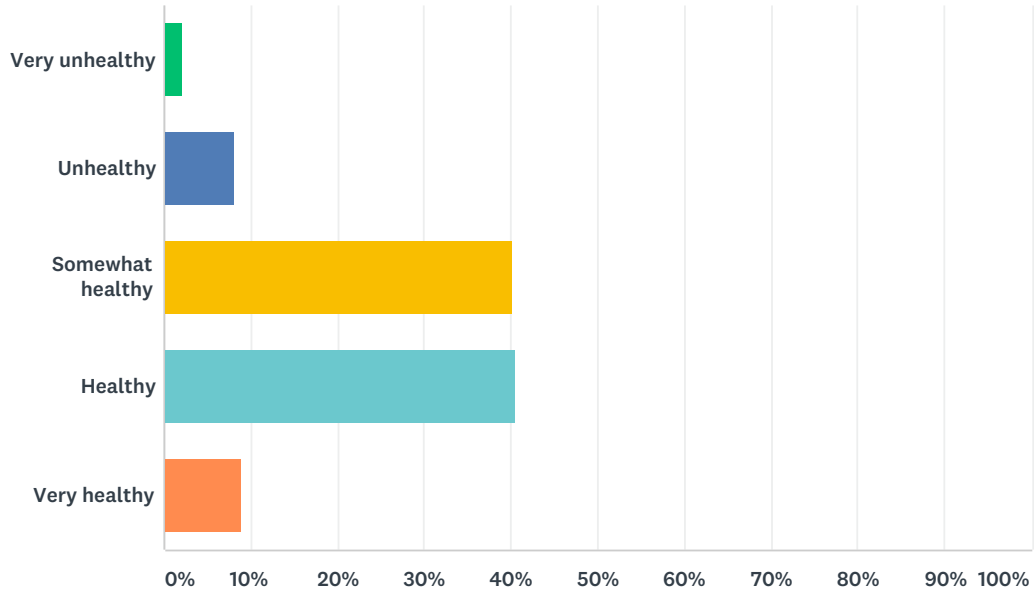
Answered: 456 Skipped: 4



ANSWER CHOICES	RESPONSES	
Very unhealthy	7.02%	32
Unhealthy	46.05%	210
Somewhat healthy	43.86%	200
Healthy	2.85%	13
Very healthy	0.22%	1
<b>TOTAL</b>		<b>456</b>

### Q13 How would rate your own personal health?

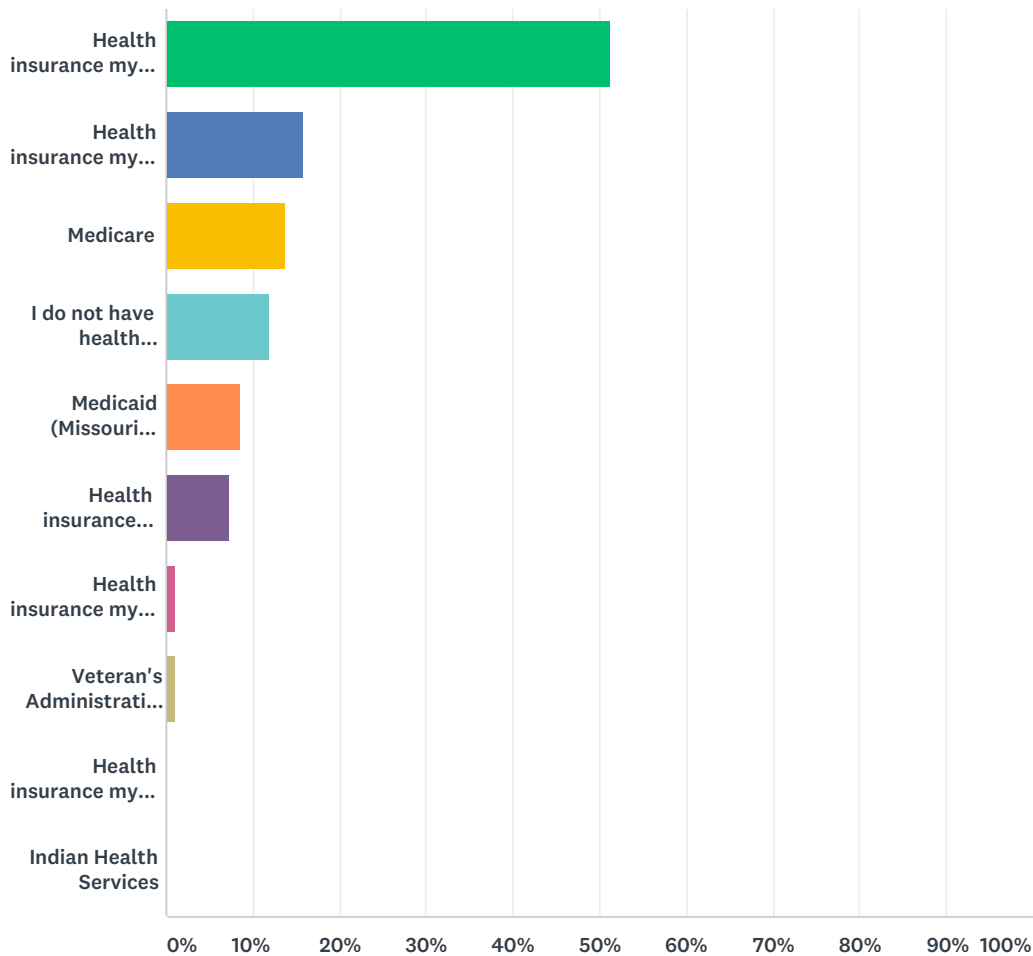
Answered: 456 Skipped: 4



ANSWER CHOICES	RESPONSES	
Very unhealthy	2.19%	10
Unhealthy	8.11%	37
Somewhat healthy	40.13%	183
Healthy	40.57%	185
Very healthy	8.99%	41
<b>TOTAL</b>		<b>456</b>

## Q14 Do you currently have any of the following kinds of health insurance or health care coverage?

Answered: 453 Skipped: 7

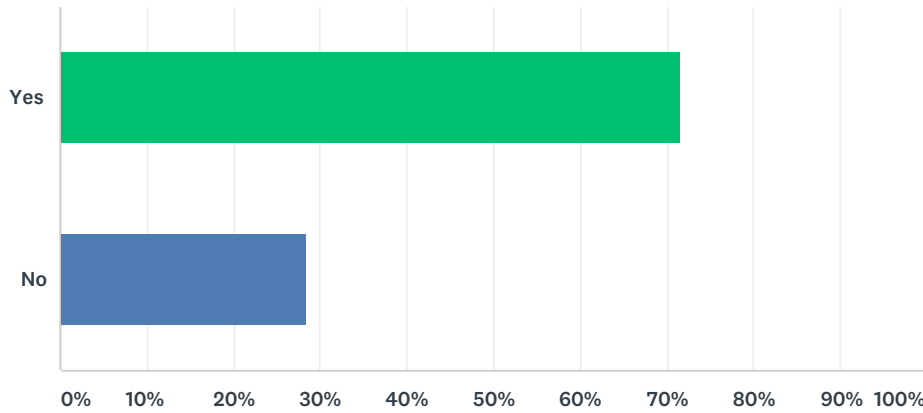


ANSWER CHOICES	RESPONSES	
Health insurance my employer provides	51.21%	232
Health insurance my spouse's employer provides	15.89%	72
Medicare	13.91%	63
I do not have health insurance (self-pay or pay cash)	11.92%	54
Medicaid (Missouri HealthNet Managed Care Plans, i.e. United, Home State Health or MO Cares)	8.61%	39
Health insurance through the Marketplace	7.28%	33
Health insurance my parent/parents employer provides	1.10%	5
Veteran's Administration benefits	1.10%	5
Health insurance my school provides	0.22%	1
Indian Health Services	0.22%	1



## Q15 Does your health insurance adequately cover your healthcare needs?

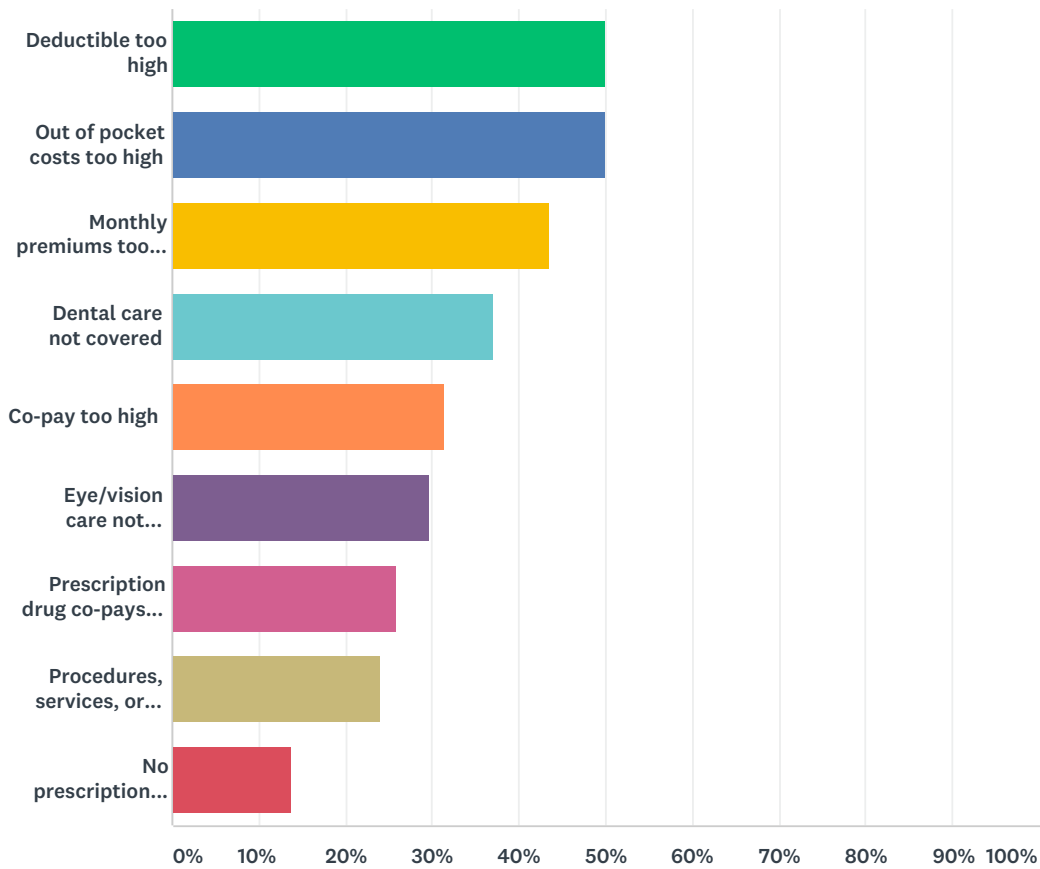
Answered: 453 Skipped: 7



ANSWER CHOICES	RESPONSES	
Yes	71.52%	324
No	28.48%	129
TOTAL		453

### Q16 If your health insurance does not adequately cover your healthcare needs, please let us know why. (Check all that apply)

Answered: 108 Skipped: 352

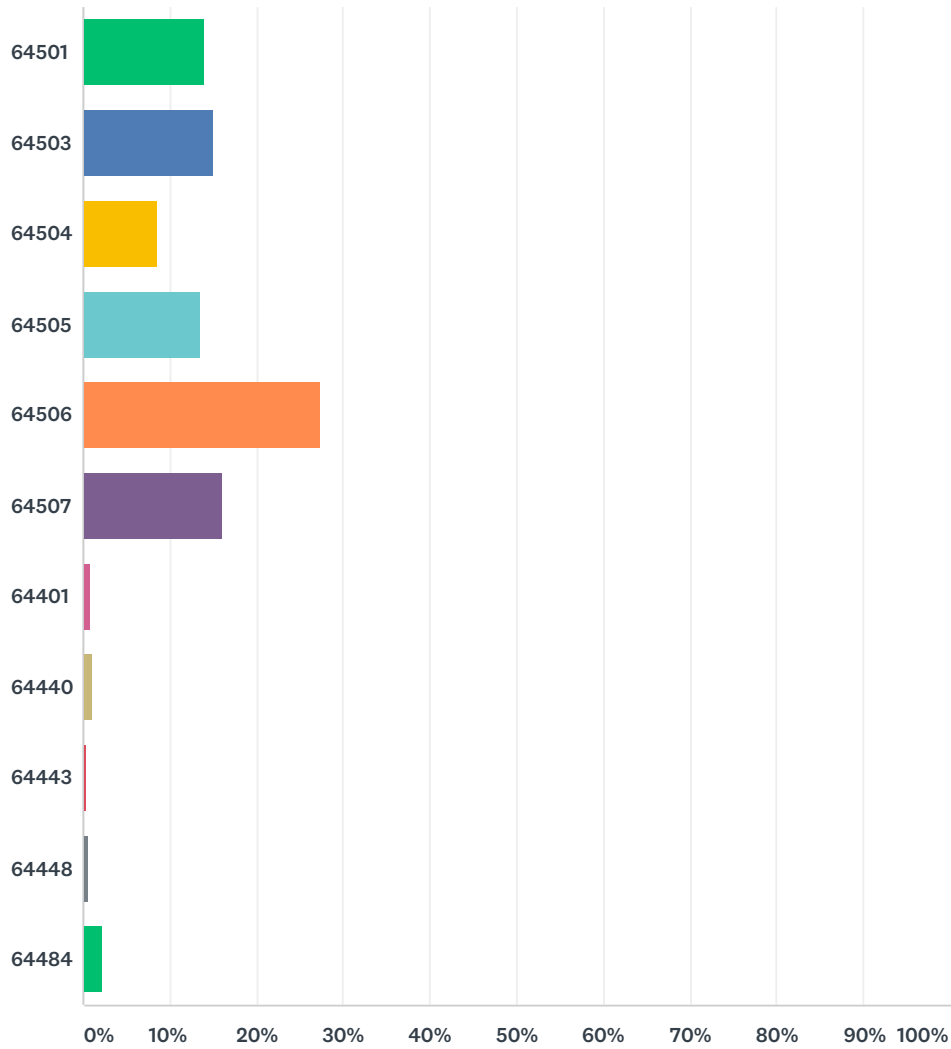


ANSWER CHOICES	RESPONSES	
Deductible too high	50.00%	54
Out of pocket costs too high	50.00%	54
Monthly premiums too high	43.52%	47
Dental care not covered	37.04%	40
Co-pay too high	31.48%	34
Eye/vision care not covered	29.63%	32
Prescription drug co-pays too high	25.93%	28
Procedures, services, or diagnostic tests not covered	24.07%	26
No prescription drug coverage	13.89%	15
Total Respondents: 108		



### Q17 In what ZIP code is your home located? (enter 5-digit ZIP code; for example, 00544 or 94305)

Answered: 452 Skipped: 8



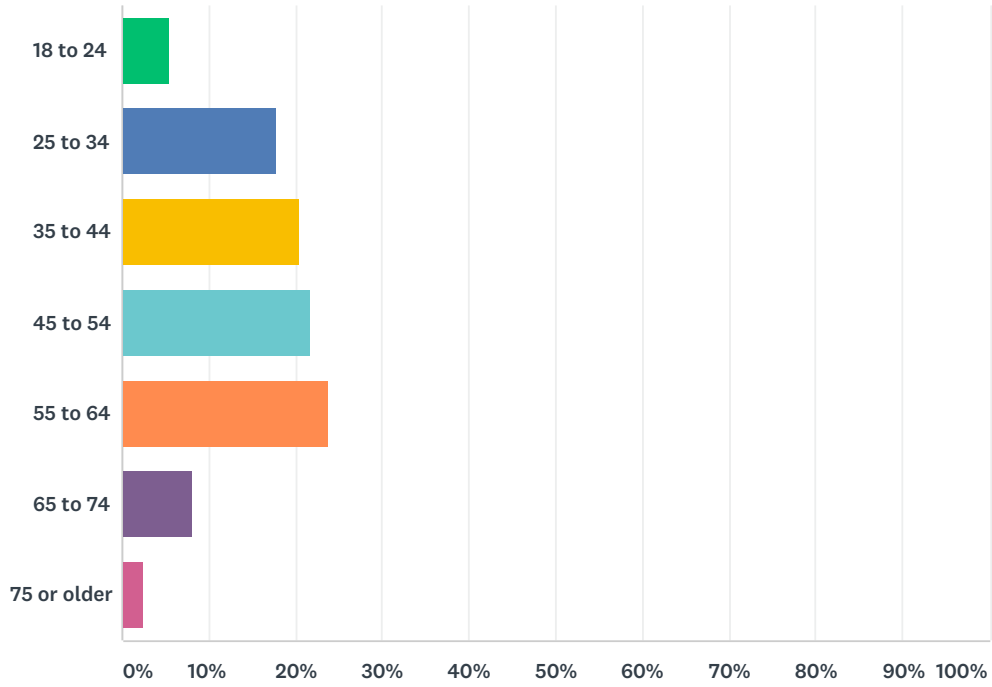
ANSWER CHOICES	RESPONSES	
64501	13.94%	63
64503	15.04%	68
64504	8.63%	39
64505	13.50%	61
64506	27.43%	124
64507	16.15%	73
64401	0.88%	4
64440	1.11%	5
64443	0.44%	2

## 2017-2018 Community Health Survey for St. Joseph

64448	0.66%	3
64484	2.21%	10
TOTAL		452

## Q18 What is your age?

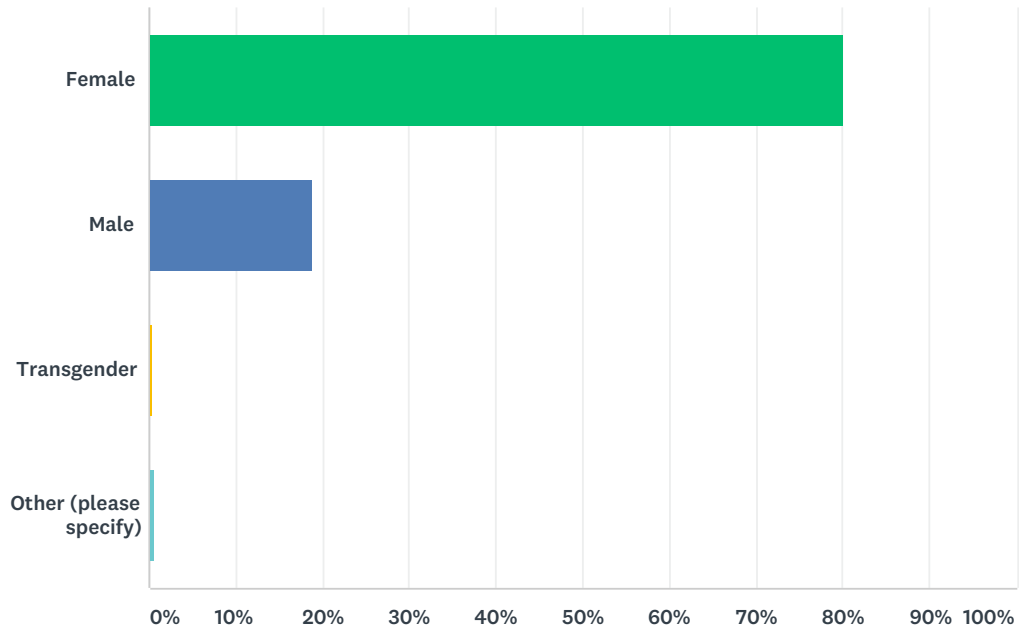
Answered: 452 Skipped: 8



ANSWER CHOICES	RESPONSES	
18 to 24	5.53%	25
25 to 34	17.70%	80
35 to 44	20.58%	93
45 to 54	21.68%	98
55 to 64	23.89%	108
65 to 74	8.19%	37
75 or older	2.43%	11
<b>TOTAL</b>		<b>452</b>

## Q19 What is your gender?

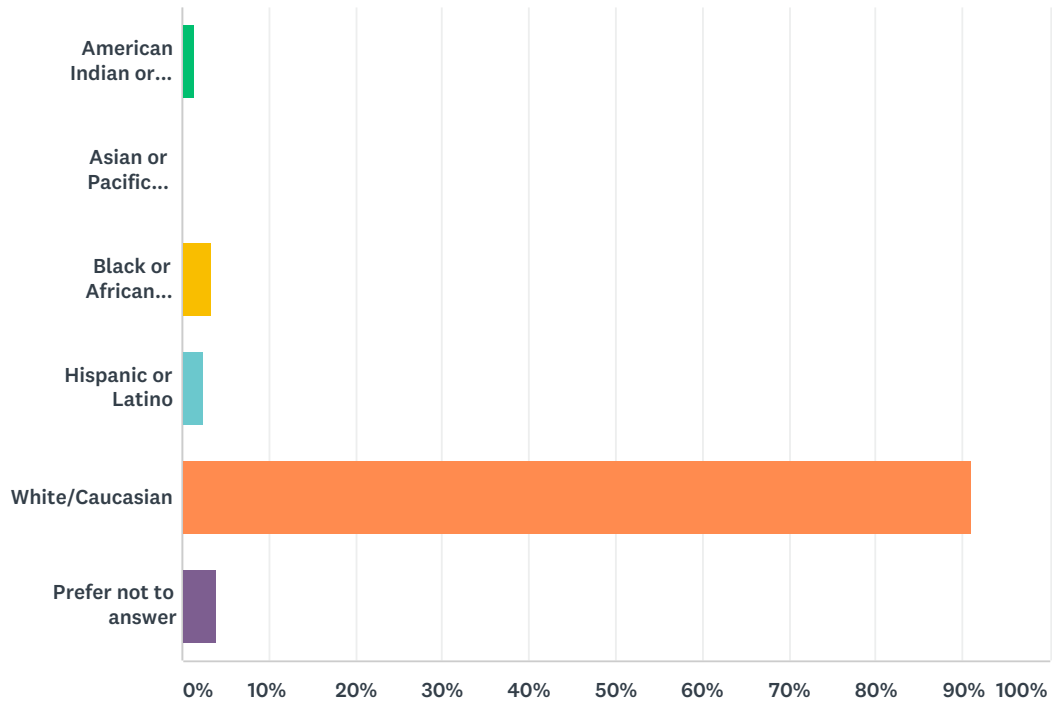
Answered: 452 Skipped: 8



ANSWER CHOICES	RESPONSES	
Female	80.09%	362
Male	18.81%	85
Transgender	0.44%	2
Other (please specify)	0.66%	3
<b>TOTAL</b>		<b>452</b>

## Q20 What is your ethnicity? (Please select all that apply.)

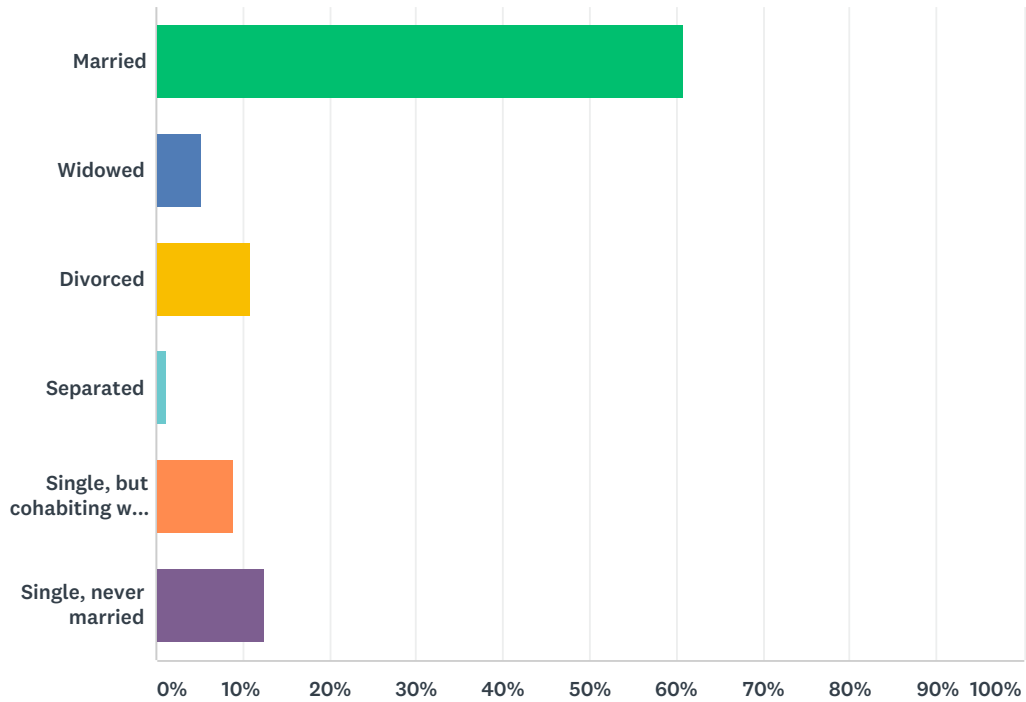
Answered: 452 Skipped: 8



ANSWER CHOICES	RESPONSES
American Indian or Alaskan Native	1.55% 7
Asian or Pacific Islander	0.00% 0
Black or African American	3.32% 15
Hispanic or Latino	2.43% 11
White/Caucasian	90.93% 411
Prefer not to answer	3.98% 18
Total Respondents: 452	

## Q21 Which of the following best describes your current relationship status?

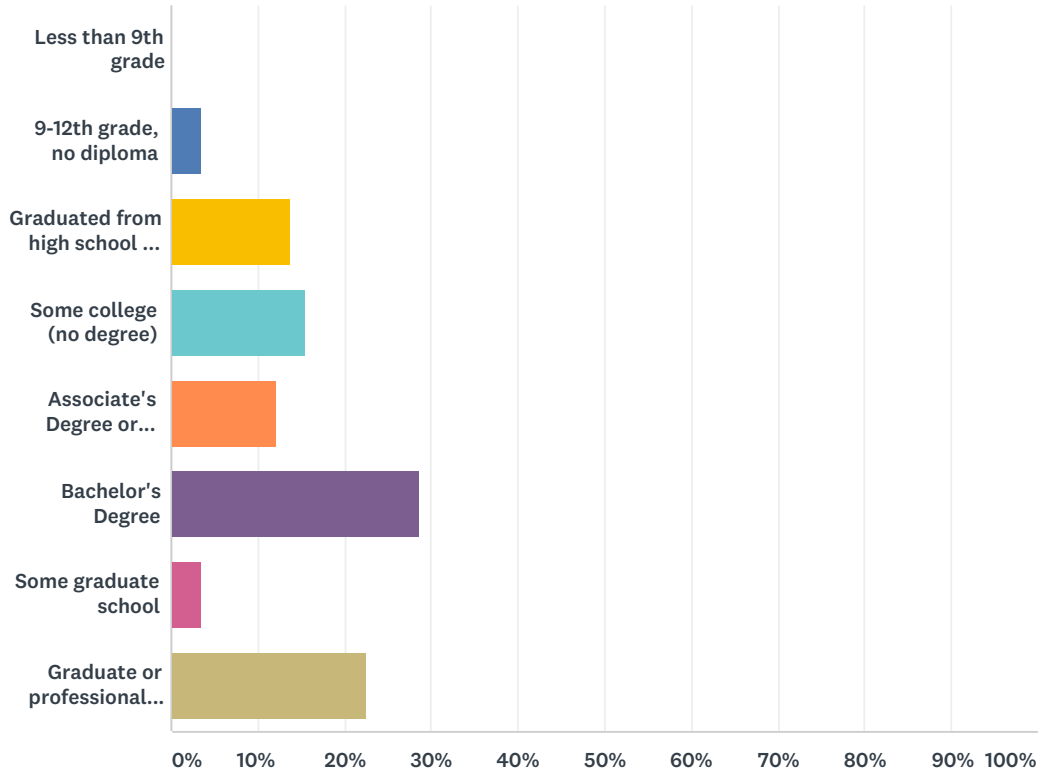
Answered: 452 Skipped: 8



ANSWER CHOICES	RESPONSES	
Married	60.84%	275
Widowed	5.31%	24
Divorced	10.84%	49
Separated	1.33%	6
Single, but cohabiting with a significant other	9.07%	41
Single, never married	12.61%	57
TOTAL		452

## Q22 What is the highest level of education you have completed?

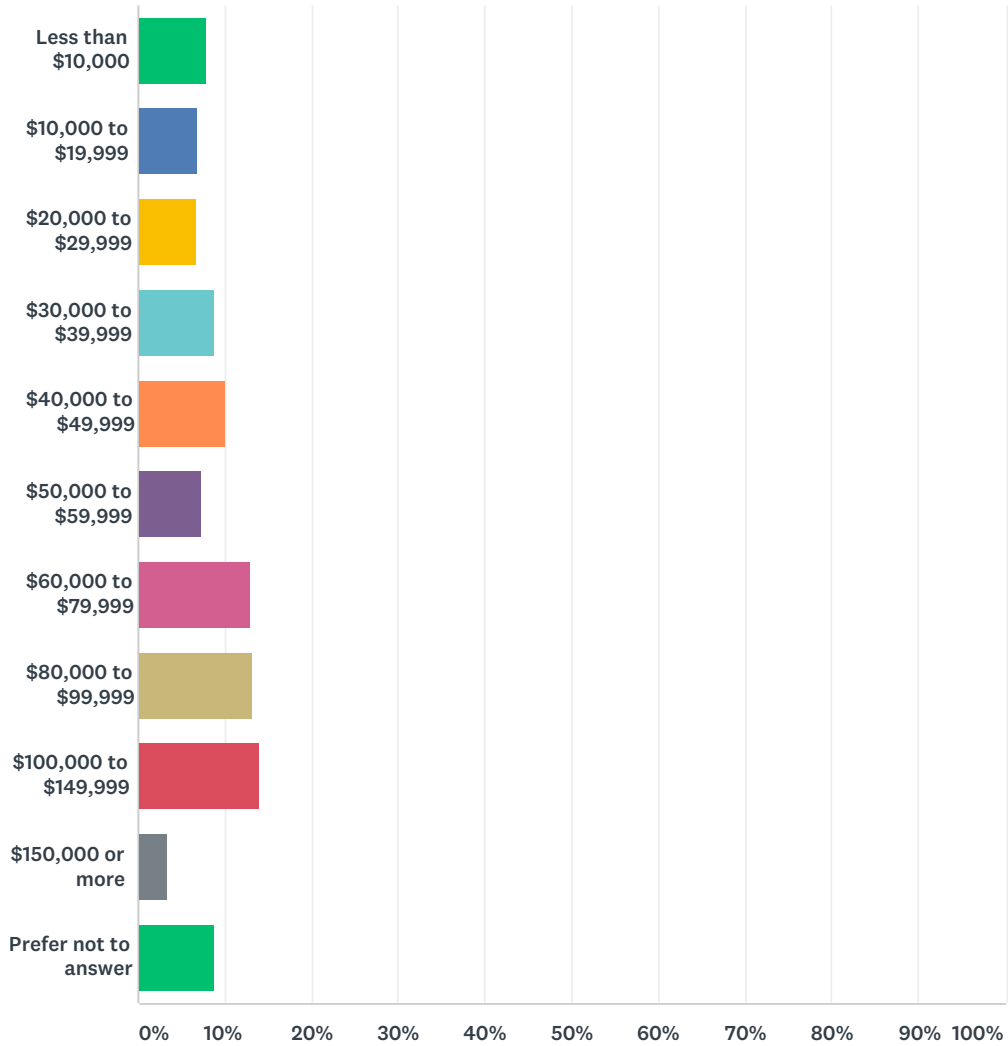
Answered: 452 Skipped: 8



ANSWER CHOICES	RESPONSES	
Less than 9th grade	0.22%	1
9-12th grade, no diploma	3.54%	16
Graduated from high school (or GED/equivalent)	13.72%	62
Some college (no degree)	15.49%	70
Associate's Degree or vocational training	12.17%	55
Bachelor's Degree	28.76%	130
Some graduate school	3.54%	16
Graduate or professional degree	22.57%	102
<b>TOTAL</b>		<b>452</b>

## Q23 What is your approximate average household income?

Answered: 452 Skipped: 8



ANSWER CHOICES	RESPONSES	
Less than \$10,000	7.96%	36
\$10,000 to \$19,999	6.86%	31
\$20,000 to \$29,999	6.64%	30
\$30,000 to \$39,999	8.85%	40
\$40,000 to \$49,999	9.96%	45
\$50,000 to \$59,999	7.30%	33
\$60,000 to \$79,999	13.05%	59
\$80,000 to \$99,999	13.27%	60
\$100,000 to \$149,999	13.94%	63
\$150,000 or more	3.32%	15



## 2017-2018 Community Health Survey for St. Joseph

---

Prefer not to answer	8.85%	40
TOTAL		452

## Q24 Do you have any other comments, questions, or concerns?

Answered: 116 Skipped: 344